







Annexure 4.3: Noise Sensitive Receptors





College

Properties	Details	Photographs	Details	Photographs
Chainage Proposed	11.800		99.090	
Chainage Existing	11.800		99.200	
Structure	College		College	
Structure Type	Pucca		Pucca	
Settlement	Cherlapally		Narayana puram	
Side (Left/Right)	Right		Right	
Distance From PCL	> 15.000		> 15.000	
Distance From ECL	> 15.000		> 15.000	
Length X Breadth	---		---	
Impact	No		No	
Access	Village road opening		SH opening	

Hospitals

Properties	Details	Photographs	Details	Photographs
Chainage Proposed	35.675		36.310	
Chainage Existing	35.665		36.300	
Structure	Hospital		Hospital	
Structure Type	Pucca		Pucca	
Settlement	Tipparthi		Kottagudem	
Side (Left/Right)	Left		Left	
Distance From PCL	> 15.000		> 15.000	
Distance From ECL	> 15.000		> 15.000	
Length X Breadth	---		---	
Impact	No		No	
Access	SH opening		SH opening	
Chainage Proposed	52.320		52.250	
Chainage Existing	52.250		52.250	
Structure	Hospital		Hospital	
Structure Type	Pucca		Pucca	
Settlement	Vemalapalli		Vemalapalli	
Side (Left/Right)	Right		Right	
Distance From PCL	> 15.000		> 15.000	
Distance From ECL	> 15.000		> 15.000	
Length X Breadth	---		---	
Impact	No		No	
Access	SH opening		SH opening	

Schools

Properties	Details	Photographs	Details	Photographs
Chainage Proposed	4.650		4.720	
Chainage Existing	4.650		4.720	
Structure	School		School	
Structure Type	Pucca		Pucca	
Settlement	Yellareddyguda		Yellareddyguda	
Side (Left/Right)	Left		Right	
Distance From PCL	13.963		10.500	
Distance From ECL	13.963		10.200	
Length X Breadth	18.575 X 1.087		41.473 X 4.800	
Impact	Partial		Partial	
Access	SH opening		SH opening	
Chainage Proposed	26.500		51.270	
Chainage Existing	26.500		51.200	
Structure	School		School	
Structure Type	Pucca		Pucca	
Settlement	Duppapally		Vemalapalli	
Side (Left/Right)	Left		Left	
Distance From PCL	> 15.000		11.300	
Distance From ECL	> 15.000		11.300	
Length X Breadth	---		35.653 X 6.200	
Impact	No		Partial	
Access	SH opening		SH opening	

Properties	Details	Photographs	Details	Photographs
Chainage Proposed	54.250		75.825	
Chainage Existing	54.180		75.755	
Structure	School		School	
Structure Type	Pucca		Pucca	
Settlement	Vemalapalli		Bottalapalem	
Side (Left/Right)	Left		Left	
Distance From PCL	15.407		9.750	
Distance From ECL	15.407		9.750	
Length X Breadth	51.7130 X 5.510		35.502 X 4.182	
Impact	Partial		Partial	
Access	SH opening		SH opening	
Chainage Proposed	88.150		97.890	
Chainage Existing	88.035		98.000	
Structure	School		School	
Structure Type	Pucca		Pucca	
Settlement	Vishnu puram		Gamalapadu	
Side (Left/Right)	Right		Right	
Distance From PCL	> 15.000		12.445	
Distance From ECL	> 15.000		12.445	
Length X Breadth	---		25.888 X 2.555	
Impact	No		Partial	
Access	SH opening		SH opening	
Chainage Proposed	99.790		120.600	
Chainage Existing	99.900		119.900	
Structure	School		School	
Structure Type	Pucca		Pucca	
Settlement	Narayana puram		Piduguralla	
Side (Left/Right)	Left		Right	
Distance From PCL	> 15.000		> 15.000	
Distance From ECL	> 15.000		> 15.000	
Length X Breadth	---		---	
Impact	No		No	
Access	Village road Opening		SH opening	
Chainage Proposed	113.840		138.150	
Chainage Existing	113.950		137.050	
Structure	School		School	
Structure Type	Pucca		Pucca	
Settlement	Bramhanapally		Nekerekal	
Side (Left/Right)	Left		Right	
Distance From PCL	12.724		21.162	
Distance From ECL	21.210		18.480	
Length X Breadth	56.731 X 20.245		---	
Impact	Partial		Partial	
Access	SH opening		SH opening	
Chainage Proposed	137.750		170.900	
Chainage Existing	136.645		169.680	
Structure	School		School	
Structure Type	Pucca		Pucca	
Settlement	Nekerekal		Ramareddypalam	
Side (Left/Right)	Left		Left	
Distance From PCL	> 15.000		> 15.000	
Distance From ECL	> 15.000		> 15.001	
Length X Breadth	---		---	
Impact	No		No	
Access	Village road Opening		SH opening	
Chainage Proposed	157.350		170.900	
Chainage Existing	156.150		169.680	
Structure	School		School	
Structure Type	Pucca		Pucca	
Settlement	Mupparla		Ramareddypalam	
Side (Left/Right)	Right		Left	
Distance From PCL	13.370		> 15.000	
Distance From ECL	13.370		> 15.001	
Length X Breadth	107.214 X 1.63		---	
Impact	Partial		No	
Access	SH opening		SH opening	